


HOMESTYLE COM FORMS: UPHOLSTERED CHAIRS

Parson's Chair #2610

1 Select Quantity

Qty _____



2 Fill in Fabrics & Trims

Fill in fabric letters from summary sheet:

Face fabric: _____
 Skirt fabric: _____
 Kick pleat fabric: _____
 Skirt band fabric*: _____ (optional)
 Welt/cord: _____

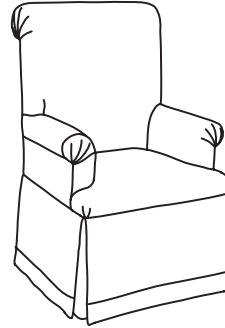
Additional information:

*upcharge applies.

Parson's Chair with Arms #2690

1 Select Quantity

Qty _____



2 Fill in Fabrics & Trims

Fill in fabric letters from summary sheet:

Face fabric: _____
 Skirt fabric: _____
 Kick pleat fabric: _____
 Skirt band fabric*: _____ (optional)
 Welt/cord: _____


Additional information:

*upcharge applies.


Additional Options for Parson's Chairs #2610/#2690 above

1 Select Option(s)

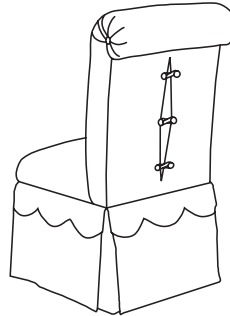
Tufting*



Scalloped Skirt*



Splitback*



*Upcharges apply.

2 Fill in Fabrics & Trims

Fill in fabric letters from summary sheet:


Button fabric*: _____ (tufting option)
 Scallop fabric*: _____
 Splitback fabric*: _____
 Fabric closures
 Frog closures
 Skirt band fabric*: _____

Additional information:

Slipper Chair #2670 (with Pieced Fabrics #2675)

1 Select Quantity

Qty _____



2 Fill in Fabrics & Trims

Fill in fabric letters from summary sheet:

Face fabric 1: _____
 Face fabric 2: _____ (if pieced)
 Skirt fabric: _____
 Kick pleat fabric: _____
 Welt/cord: _____
 Skirt band fabric*: _____ (optional)

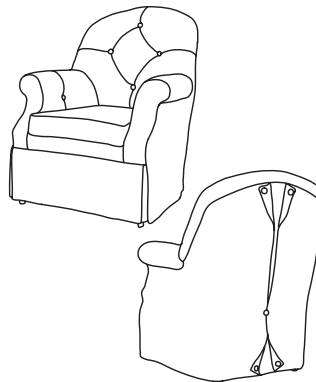
Additional information:

*upcharge applies.

Splitback Chair #2530

1 Select Quantity

Qty _____



2 Fill in Fabrics & Trims

Fill in fabric letters from summary sheet:

Face fabric: _____
 Kick pleat fabric: _____
 Back split fabric: _____
 Button fabric: _____
 Welt/cord: _____

Additional information:

HOMESTYLE COM FORMS: UPHOLSTERED CHAIRS

Corner Chair with Gathered Skirt #2700

1 Select Quantity

Qty _____

2 Fill in Fabrics & Trims

Fill in fabric letters from summary sheet:


Face fabric: _____

Skirt fabric: _____

Welt/cord: _____

Skirt band fabric*: _____ (optional)

Additional information:



*upcharge applies.

English Armchair #2550

1 Select Quantity

Qty _____


2 Fill in Fabrics & Trims

Fill in fabric letters from summary sheet:

Face fabric: _____

Welt/cord: _____

Additional information:



Lattice Back Chair #2510

1 Select Quantity

Qty _____

2 Fill in Fabrics & Trims


Fill in fabric letters from summary sheet:

Face fabric: _____

Back fabric: _____

Welt/cord: _____

Additional information:



Loveseat #2630

1 Select Quantity

Qty _____

2 Fill in Fabrics & Trims

Fill in fabric letters from summary sheet:

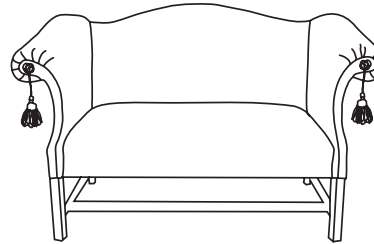
Face fabric: _____

Welt/cord: _____

Button fabric: _____ (optional)

Rosettes/tassels: _____ (optional)

Additional information:



Rollback Chair #2620

1 Select Quantity

Qty _____


2 Fill in Fabrics & Trims

Fill in fabric letters from summary sheet:

Face fabric: _____

Welt/cord: _____

Additional information:



Round Back Chaise #2660

1 Select Quantity

Qty _____

2 Fill in Fabrics & Trims

Fill in fabric letters from summary sheet:

Face fabric: _____

Skirt fabric: _____


Kick pleat fabric: _____

Button fabric: _____

Welt/cord: _____

Skirt band fabric*: _____ (optional)

Additional information:



*upcharge applies.

HOMESTYLE COM FORMS: UPHOLSTERED CHAIRS

Bergere Chair #2520

1 Select Quantity

Qty _____


2 Fill in Fabrics & Trims

Fill in fabric letters from summary sheet:

Face fabric: _____

Welt/cord: _____

Additional information:



Brenda Chair #2600

1 Select Quantity

Qty _____

2 Fill in Fabrics & Trims


Fill in fabric letters from summary sheet:

Face fabric: _____

Skirt fabric: _____

Welt/cord: _____

Additional information:



Carved Cutout Chair #2540

1 Select Quantity

Qty _____


2 Fill in Fabrics & Trims

Fill in fabric letters from summary sheet:

Face fabric: _____

Welt/cord: _____

Additional information:



Chaise Lounge #2650

1 Select Quantity

Qty _____

2 Fill in Fabrics & Trims

Fill in fabric letters from summary sheet:

Face fabric: _____

Skirt fabric: _____


Kick pleat fabric: _____

Welt/cord: _____

Skirt band fabric*: _____ (optional)

Button fabric: _____ (optional)

Additional information:



**upcharge applies.*

Chervan Chair #2560

1 Select Quantity

Qty _____


2 Fill in Fabrics & Trims

Fill in fabric letters from summary sheet:

Face fabric: _____

Welt/cord: _____

Additional information:



Corner Chair #2640

1 Select Quantity

Qty _____

2 Fill in Fabrics & Trims

Fill in fabric letters from summary sheet:

Face fabric: _____


Skirt fabric: _____

Kick pleat fabric: _____

Welt/cord: _____

Skirt band fabric*: _____ (optional)

Additional information:




**upcharge applies.*

HOMESTYLE COM FORMS: UPHOLSTERED CHAIRS

French Armchair #2730

1 Select Quantity

Qty _____



**upcharge applies.*

2 Fill in Fabrics & Trims

Fill in fabric letters from summary sheet:


Body fabric: _____
 Skirt fabric: _____
 Arm front panel fabric (opt): _____
 Arm button fabric (optional): _____
 Kick pleat fabric: _____
 Welt/twist cord: _____
 Skirt band fabric (optional)*: _____

Additional information:

Signature Chair #2740

1 Select Quantity

Qty _____



**upcharge applies.*

2 Fill in Fabrics & Trims

Fill in fabric letters from summary sheet:


Body fabric: _____
 Skirt fabric: _____
 Kick pleat fabric: _____
 Welt/twist cord: _____
 Skirt band fabric (optional)*: _____

Additional information:

Wing Chair #2750

1 Select Quantity

Qty _____



**upcharge applies.*

2 Fill in Fabrics & Trims

Fill in fabric letters from summary sheet:

Body fabric: _____
 Skirt fabric: _____
 Arm front panel fabric (opt): _____
 Arm button fabric (optional): _____
 Kick pleat fabric: _____
 Welt/twist cord: _____
 Skirt band fabric (optional)*: _____

Additional information: