

HOMESTYLE COM FORMS: UPHOLSTERED OTTOMANS

Bergere Ottoman #2350

1 Select Quantity

Qty _____

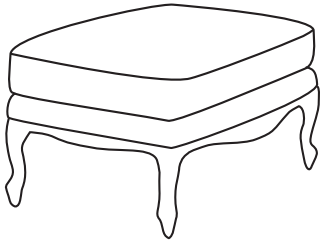
2 Fill in Fabrics & Trims

Fill in fabric letters from summary sheet:

Face fabric: _____

Welt/cord: _____

Additional information:



Chesterfield Ottoman #2370

1 Select Quantity

Qty _____

2 Fill in Fabrics & Trims

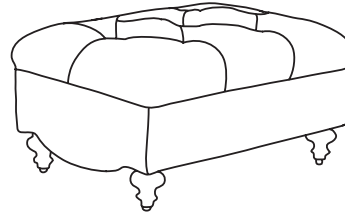
Fill in fabric letters from summary sheet:

Face fabric: _____

Button fabric: _____

Welt/cord: _____

Additional information:



Half Oval Ottoman #2240

1 Select Quantity

Qty _____

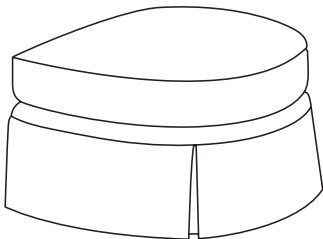
2 Fill in Fabrics & Trims

Fill in fabric letters from summary sheet:

Face fabric: _____

Button fabric: _____

Welt/cord: _____



Cube #2390 / Cube with Storage #2395

1 Select Quantity

Qty _____

2 Fill in Fabrics & Trims

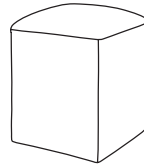
Fill in fabric letters from summary sheet:

Face fabric: _____

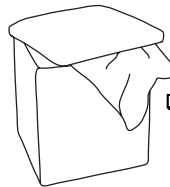
Welt/cord: _____

Button fabric: _____ (optional)

Additional information:



No Storage



Storage*

**Homestyle will use a coordinating cotton solid for the interior lining on storage cube.*

Curved Sides Ottoman #2380

1 Select Quantity

Qty _____

2 Fill in Fabrics & Trims

Fill in fabric letters from summary sheet:

Top fabric: _____

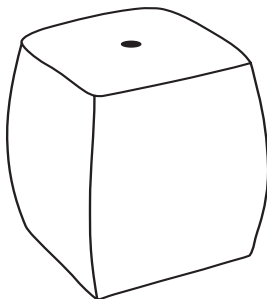
Face fabric 1: _____

Face fabric 2: _____ (optional)

Welt/cord: _____

Button fabric: _____ (standard)

Additional information:



Footstool #2420

1 Select Quantity

Qty _____

2 Fill in Fabrics & Trims


Fill in fabric letters from summary sheet:

Face fabric: _____

Welt/cord: _____

Button fabric: _____

Additional information:



HOMESTYLE COM FORMS: UPHOLSTERED OTTOMANS & BENCHES

Gathered Sides Ottoman #2500

1 Select Quantity

Qty _____

2 Fill in Fabrics & Trims

Fill in fabric letters from summary sheet:

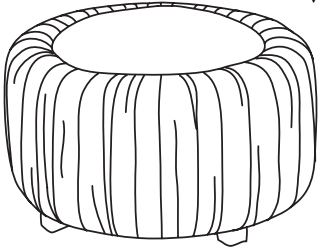
Top fabric: _____

Side fabric: _____

Feet fabric: _____

Welt/cord: _____

Additional information:



Mini Ottoman #2200

1 Select Quantity

Qty _____

2 Fill in Fabrics & Trims

Fill in fabric letters from summary sheet:

Top fabric: _____

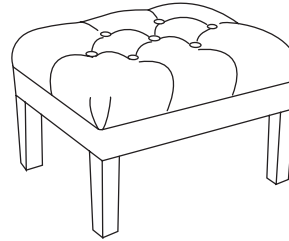
Side fabric: _____

Feet fabric: _____

Welt/cord: _____

Button fabric: _____

Additional information:



Pillow Top Ottoman #2300

1 Select Quantity

Qty _____

2 Fill in Fabrics & Trims

Fill in fabric letters from summary sheet:

Top fabric: _____

Skirt fabric: _____

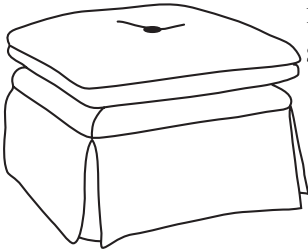
Kick pleat fabric: _____

Welt/cord: _____

Button fabric: _____

Skirt band fabric*: _____ (optional)

Additional information:



*upcharge applies.

Rope Trim Ottoman #2345

1 Select Quantity

Qty _____

2 Fill in Fabrics & Trims

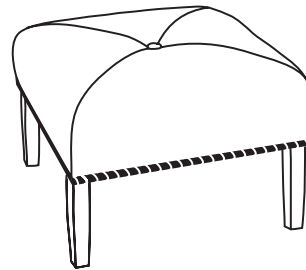
Fill in fabric letters from summary sheet:

Top fabric: _____

Welt/cord: _____

Button fabric: _____

Additional information:



Round #2320/Round with Storage #2470

1 Select Quantity

Qty _____

2 Fill in Fabrics & Trims

Fill in fabric letters from summary sheet:

Solid Top Pieced Top

Top fabric 1: _____

Top fabric 2: _____ (if pieced)

Skirt fabric: _____

Skirt band fabric**: _____ (optional)

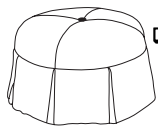
Kick pleat fabric: _____

Welt/cord: _____

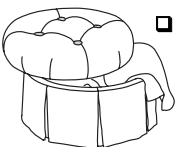
top buttons: 0 1 4

Button fabric: _____

Additional information:



No Storage



Storage*

*Homestyle will use a coordinating cotton solid for the interior lining on the storage ottoman.

**upcharge applies.

Round Ottoman without Skirt #2210

1 Select Quantity

Qty _____

2 Fill in Fabrics & Trims

Fill in fabric letters from summary sheet:

Solid Top Pieced Top

Top fabric 1: _____

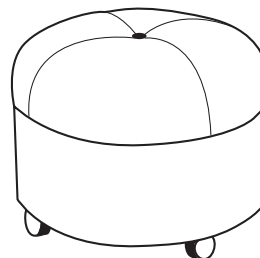
Top fabric 2: _____ (if pieced)

Side fabric: _____

Welt/cord: _____

Button fabric: _____

Additional information:



Round Ottoman with Gathered Top #2230

1 Select Quantity

Qty _____

2 Fill in Fabrics & Trims

Fill in fabric letters from summary sheet:

Solid Top Pieced Top

Top fabric 1: _____

Top fabric 2: _____ (if pieced)

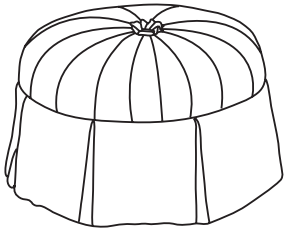
Skirt fabric: _____

Kick pleat fabric: _____

Welt/cord: _____

Button/rosette: _____

Additional information:



Round Tub Ottoman #2410

1 Select Quantity

Qty _____

2 Fill in Fabrics & Trims

Fill in fabric letters from summary sheet:

Top fabric: _____

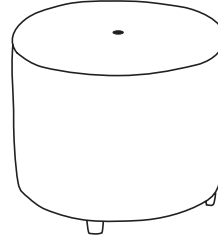
Side fabric: _____

Button fabric: _____

Feet fabric: _____ (optional)

Welt/cord: _____

Additional information:



Square Ottoman #2340

1 Select Quantity

Qty _____

2 Fill in Fabrics & Trims

Fill in fabric letters from summary sheet:

Top fabric: _____

Skirt fabric: _____

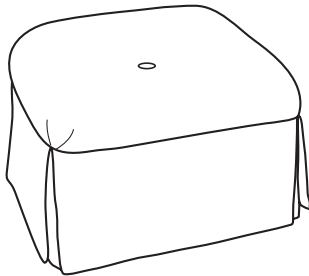
Kick pleat fabric: _____

Welt/cord: _____

Button fabric: _____ (optional)

Skirt band fabric*: _____ (optional)

Additional information:



**upcharge applies.*

Square Ottoman with Concave Sides #2440

1 Select Quantity

Qty _____

2 Fill in Fabrics & Trims

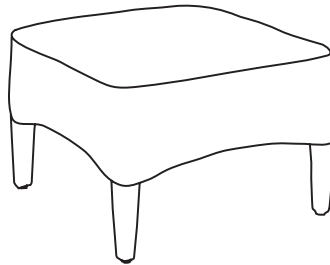
Fill in fabric letters from summary sheet:

Top fabric: _____

Welt/cord: _____

Feet fabric: _____

Additional information:



St. Charles Ottoman #2460

1 Select Quantity

Qty _____

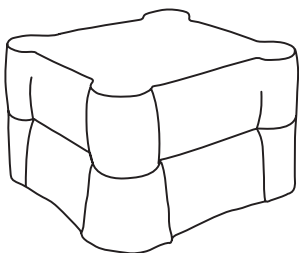
2 Fill in Fabrics & Trims

Fill in fabric letters from summary sheet:

Face fabric: _____

Welt/cord: _____

Additional information:



Tufted Ottoman #2220

1 Select Quantity

Qty _____

2 Fill in Fabrics & Trims

Fill in fabric letters from summary sheet:

Top fabric: _____

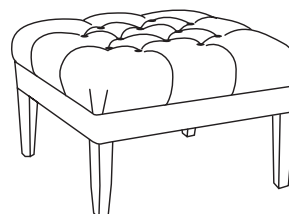
Side fabric: _____

Feet fabric: _____

Welt/cord: _____

Button fabric: _____

Additional information:



Clover Ottoman #2450

1 Select Quantity

Qty _____

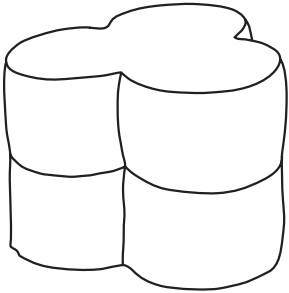
2 Fill in Fabrics & Trims

Fill in fabric letters from summary sheet:

Face fabric: _____

Welt/cord: _____

Additional information:



Bench #2430 / Storage Bench #2480

1 Select Quantity

Qty _____

2 Fill in Fabrics & Trims

- 36" Non-Storage (#2430)
- 48" Non-Storage (#24XX)
- 36" Storage (#2480)**
- 48" Storage (#24XX)**

Fill in fabric letters from summary sheet:

Top fabric: _____

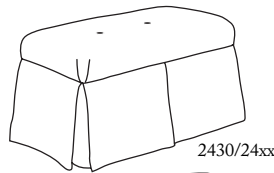
Skirt fabric: _____

Kick pleat fabric: _____

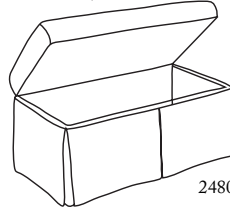
Welt/cord: _____

Button fabric: _____ (2 buttons std)

Skirt band fabric*: _____ (optional)



2430/24xx



2480/24xx

*upcharge applies. **Homestyle will use a coordinating cotton solid for the interior lining on the storage bench.

Cutout Corners Bench #2310

1 Select Quantity

Qty _____

2 Fill in Fabrics & Trims

Fill in fabric letters from summary sheet:

Top fabric: _____

Skirt fabric: _____

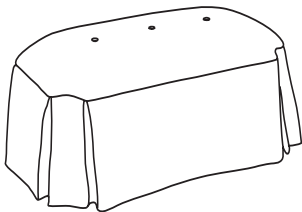
Kick pleat fabric: _____

Welt/cord: _____

Button fabric: _____ (3 buttons std)

Skirt band fabric*: _____ (optional)

Additional information:



*upcharge applies.

Roll Arm Bench #2490

1 Select Quantity

Qty _____

2 Fill in Fabrics & Trims

Fill in fabric letters from summary sheet:

Face fabric: _____

Skirt fabric: _____


Kick pleat fabric: _____

Welt/cord: _____

Button fabric: _____

Skirt band fabric*: _____ (optional)

Additional information:



*upcharge applies.

Roll Arm Bench with Gathered Skirt #2495

1 Select Quantity

Qty _____

2 Fill in Fabrics & Trims

Fill in fabric letters from summary sheet:

Face fabric: _____

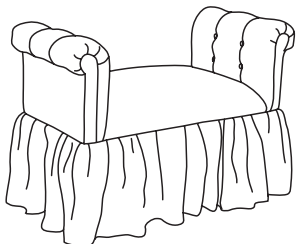
Skirt fabric: _____

Welt/cord: _____

Button fabric: _____

Skirt band fabric*: _____ (optional)

Additional information:



*upcharge applies.

Teardrop Bench #2250

1 Select Quantity

Qty _____

2 Fill in Fabrics & Trims

Fill in fabric letters from summary sheet:

Face fabric: _____

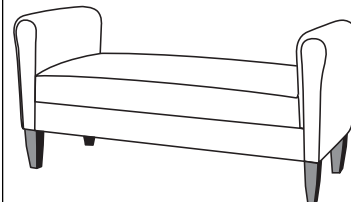
Skirt fabric: _____

Welt/cord: _____

Button fabric: _____

Skirt band fabric*: _____ (optional)

Additional information:



*upcharge applies.