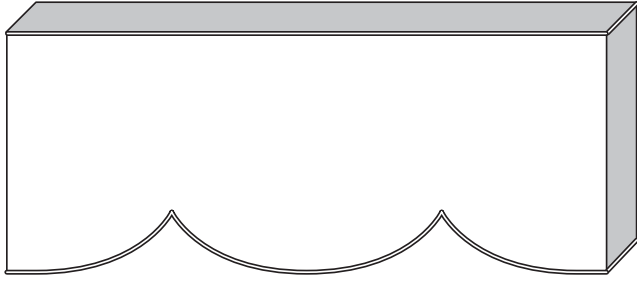


HOMESTYLE COM FORMS: UPHOLSTERED CORNICES



Grande Scallop #7001

1 Number of Cornices

Quantity: _____

2 Finished Dimensions

Finished outside width: _____

Longest drop: _____

Shortest drop: _____

Return: _____

See page 22 for information regarding measuring for drop. Standard return on cornices is 6"

Special Instructions:

3 Fabrics & Trims

Fill in fabric letters from summary sheet:

Main fabric: _____

Welt fabric: _____

Trim (if any): _____

Options (upcharges apply)

Gathering _____

Bottom 4" band fabric: _____


Bottom 2" ruffle fabric: _____

Button fabric: _____

Swag fabric: _____

Rosette fabric: _____

Ruched cord fabric: _____



Rectangle #7002

1 Number of Cornices

Quantity: _____

2 Finished Dimensions

Finished outside width: _____

Longest drop: _____

Shortest drop: _____

Return: _____

See page 22 for information regarding measuring for drop. Standard return on cornices is 6"

Special Instructions:

3 Fabrics & Trims

Fill in fabric letters from summary sheet:

Main fabric: _____

Welt fabric: _____

Trim (if any): _____

Options (upcharges apply)

Gathering _____

Bottom 4" band fabric: _____

Bottom 2" ruffle fabric: _____


Button fabric: _____

Swag fabric: _____

Rosette fabric: _____

Ruched cord fabric: _____

HOMESTYLE COM FORMS: UPHOLSTERED CORNICES



Straight Cutout #7003

1 Number of Cornices

Quantity: _____

2 Finished Dimensions

Finished outside width: _____

Longest drop: _____

Shortest drop: _____

Return: _____

See page 22 for information regarding measuring for drop. Standard return on cornices is 6"

Special Instructions:

3 Fabrics & Trims

Fill in fabric letters from summary sheet:

Main fabric: _____

Welt fabric: _____

Trim (if any): _____

Options (upcharges apply)

Gathering _____

Bottom 4" band fabric: _____

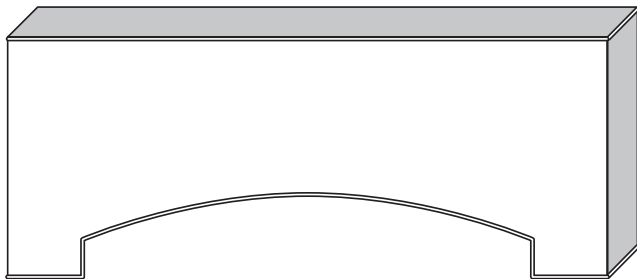
Bottom 2" ruffle fabric: _____

Button fabric: _____

Swag fabric: _____

Rosette fabric: _____

Ruched cord fabric: _____



Arched Cutout #7004

1 Number of Cornices

Quantity: _____

2 Finished Dimensions

Finished outside width: _____

Longest drop: _____

Shortest drop: _____

Return: _____

See page 22 for information regarding measuring for drop. Standard return on cornices is 6"

Special Instructions:

3 Fabrics & Trims

Fill in fabric letters from summary sheet:

Main fabric: _____

Welt fabric: _____

Trim (if any): _____

Options (upcharges apply)

Gathering _____

Bottom 4" band fabric: _____

Bottom 2" ruffle fabric: _____

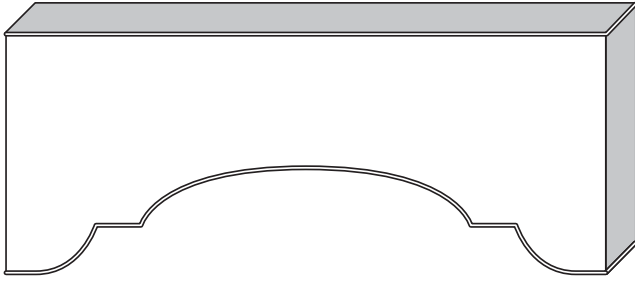
Button fabric: _____

Swag fabric: _____

Rosette fabric: _____

Ruched cord fabric: _____

HOMESTYLE COM FORMS: UPHOLSTERED CORNICES



Curved Cutout #7005

1 Number of Cornices

Quantity: _____

2 Finished Dimensions

Finished outside width: _____

Longest drop: _____

Shortest drop: _____

Return: _____

See page 22 for information regarding measuring for drop. Standard return on cornices is 5 1/2"

Special Instructions:

3 Fabrics & Trims

Fill in fabric letters from summary sheet:

Main fabric: _____

Welt fabric: _____

Trim (if any): _____

Options (upcharges apply)

Gathering _____

Bottom 4" band fabric: _____

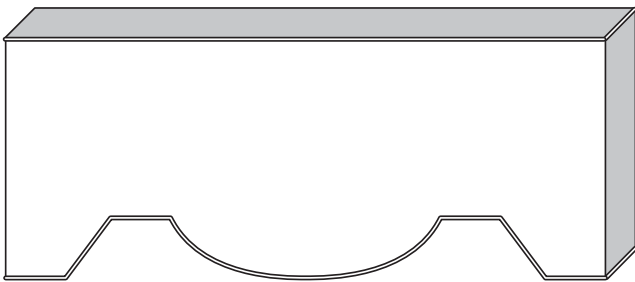
Bottom 2" ruffle fabric: _____

Button fabric: _____

Swag fabric: _____

Rosette fabric: _____

Ruched cord fabric: _____



Single Scallop #7006

1 Number of Cornices

Quantity: _____

2 Finished Dimensions

Finished outside width: _____

Longest drop: _____

Shortest drop: _____

Return: _____

See page 22 for information regarding measuring for drop. Standard return on cornices is 5 1/2"

Special Instructions:

3 Fabrics & Trims

Fill in fabric letters from summary sheet:

Main fabric: _____

Welt fabric: _____

Trim (if any): _____

Options (upcharges apply)

Gathering _____

Bottom 4" band fabric: _____

Bottom 2" ruffle fabric: _____

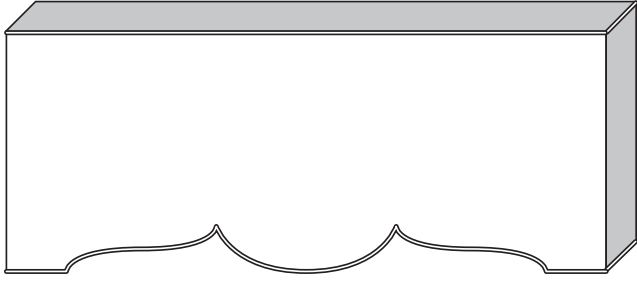
Button fabric: _____

Swag fabric: _____

Rosette fabric: _____

Ruched cord fabric: _____

HOMESTYLE COM FORMS: UPHOLSTERED CORNICES



Wave Sided Scallop #7007

1 Number of Cornices

Quantity: _____

2 Finished Dimensions

Finished outside width: _____

Longest drop: _____

Shortest drop: _____

Return: _____

See page 22 for information regarding measuring for drop. Standard return on cornices is 5 1/2"

Special Instructions:

3 Fabrics & Trims

Fill in fabric letters from summary sheet:

Main fabric: _____

Welt fabric: _____

Trim (if any): _____

Options (upcharges apply)

Gathering _____

Bottom 4" band fabric: _____

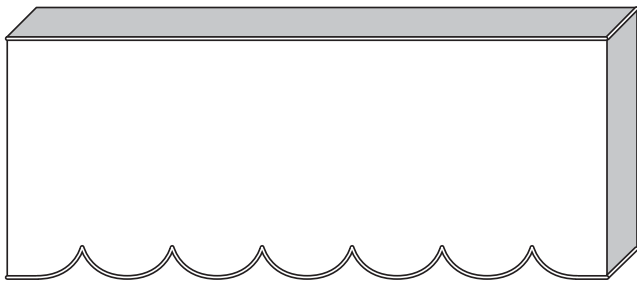
Bottom 2" ruffle fabric: _____

Button fabric: _____

Swag fabric: _____

Rosette fabric: _____

Ruched cord fabric: _____



Petit Scallop #7008

1 Number of Cornices

Quantity: _____

2 Finished Dimensions

Finished outside width: _____

Longest drop: _____

Shortest drop: _____

Return: _____

See page 22 for information regarding measuring for drop. Standard return on cornices is 5 1/2"

Special Instructions:

3 Fabrics & Trims

Fill in fabric letters from summary sheet:

Main fabric: _____

Welt fabric: _____

Trim (if any): _____

Options (upcharges apply)

Gathering _____

Bottom 4" band fabric: _____

Bottom 2" ruffle fabric: _____

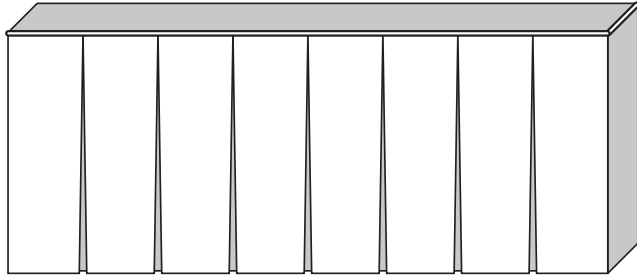
Button fabric: _____

Swag fabric: _____

Rosette fabric: _____

Ruched cord fabric: _____

HOMESTYLE COM FORMS: BOARD MOUNTED TOP TREATMENTS



Box Pleated #7101

1 Number of Treatments

Quantity: _____

2 Finished Dimensions

Finished outside width: _____

Drop: _____

Return: _____

See page 23 for information regarding measuring for drop. Standard return on board mounted top treatments is 5½"

Special Instructions:

3 Fabrics & Trims

Fill in fabric letters from summary sheet:

Main fabric: _____

Welt fabric: _____

Reveal fabric: _____

Trim (if any): _____

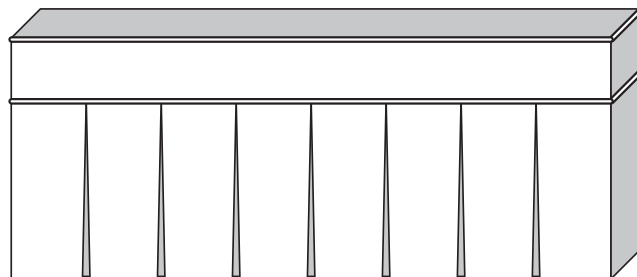
Options (upcharges apply)

Bottom 4" band fabric: _____

Twist cord in place of welt

Use Homestyle cord

Use COM cord: _____



Box Pleated with Header #7102

1 Number of Treatments

Quantity: _____

2 Finished Dimensions

Finished outside width: _____

Drop: _____

Return: _____

See page 23 for information regarding measuring for drop. Standard return on board mounted top treatments is 5½"

Special Instructions:

3 Fabrics & Trims

Fill in fabric letters from summary sheet:

Main fabric: _____

Header fabric: _____

Welt fabric: _____

Reveal fabric: _____

Trim (if any): _____

Options (upcharges apply)


Bottom 4" band fabric: _____

Twist cord in place of welt

Use Homestyle cord

Use COM cord: _____

HOMESTYLE COM FORMS: BOARD MOUNTED TOP TREATMENTS



Stepped #7103

1 Number of Treatments

Quantity: _____

2 Finished Dimensions

Finished outside width: _____

Longest drop: _____

Shortest drop: _____

Return: _____

See page 23 for information regarding measuring for drop. Standard return on board mounted top treatments is 5½"

Special Instructions:

3 Fabrics & Trims

Fill in fabric letters from summary sheet:

Main fabric: _____

Welt fabric: _____

Trim (if any): _____

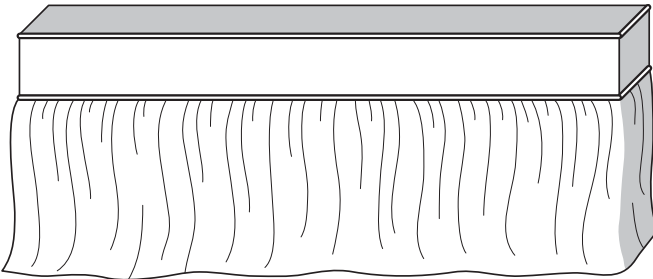
Options (upcharges apply)

Bottom 4" band fabric: _____

Twist cord in place of welt

Use Homestyle cord

Use COM cord: _____



Gathered with Header #7104

1 Number of Treatments

Quantity: _____

2 Finished Dimensions

Finished outside width: _____

Drop: _____

Return: _____

See page 23 for information regarding measuring for drop. Standard return on board mounted top treatments is 5½"

Special Instructions:

3 Fabrics & Trims

Fill in fabric letters from summary sheet:

Main fabric: _____

Header fabric: _____

Welt fabric: _____

Trim (if any): _____

Options (upcharges apply)

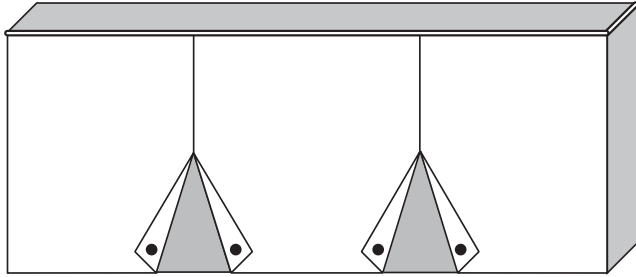
Bottom 4" band fabric: _____

Twist cord in place of welt

Use Homestyle cord

Use COM cord: _____

HOMESTYLE COM FORMS: BOARD MOUNTED TOP TREATMENTS



Tuxedo #7105

1 Number of Treatments

Quantity: _____

2 Finished Dimensions

Finished outside width: _____

Drop: _____

Return: _____

See page 23 for information regarding measuring for drop. Standard return on board mounted top treatments is 5½"

Special Instructions:

3 Fabrics & Trims

Fill in fabric letters from summary sheet:

Main fabric: _____

Welt fabric: _____

Reveal fabric: _____

Button fabric: _____

Trim (if any): _____

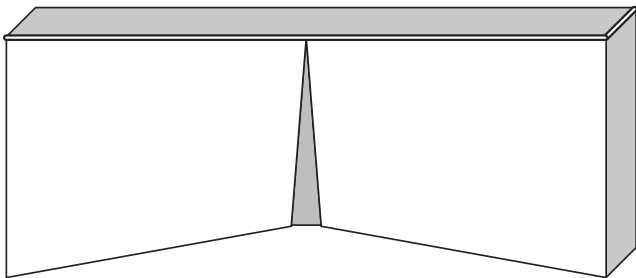
Options (upcharges apply)

Bottom 4" band fabric: _____

Twist cord in place of welt

Use Homestyle cord

Use COM cord: _____



Reveal #7106

1 Number of Treatments

Quantity: _____

2 Finished Dimensions

Finished outside width: _____

Longest drop: _____

Shortest drop: _____

Return: _____

See page 23 for information regarding measuring for drop. Standard return on board mounted top treatments is 5½"

Special Instructions:

3 Fabrics & Trims

Fill in fabric letters from summary sheet:

Main fabric: _____

Welt fabric: _____

Reveal fabric: _____

Trim (if any): _____

Options (upcharges apply)

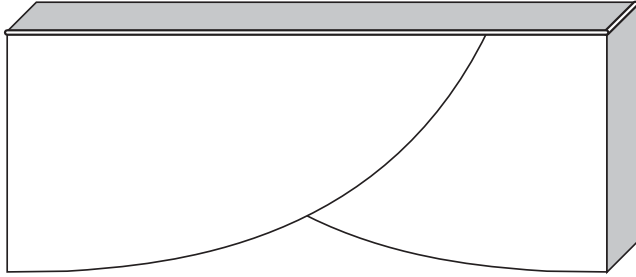
Bottom 4" band fabric: _____

Twist cord in place of welt

Use Homestyle cord

Use COM cord: _____

HOMESTYLE COM FORMS: BOARD MOUNTED TOP TREATMENTS



Overlap #7107

1 Number of Treatments

Quantity: _____

2 Finished Dimensions

Finished outside width: _____

Longest drop: _____

Shortest drop: _____

Return: _____

See page 23 for information regarding measuring for drop. Standard return on board mounted top treatments is 5½"

Special Instructions:

3 Fabrics & Trims

Fill in fabric letters from summary sheet:

Outer flap fabric: _____

Second flap fabric: _____

Welt fabric: _____

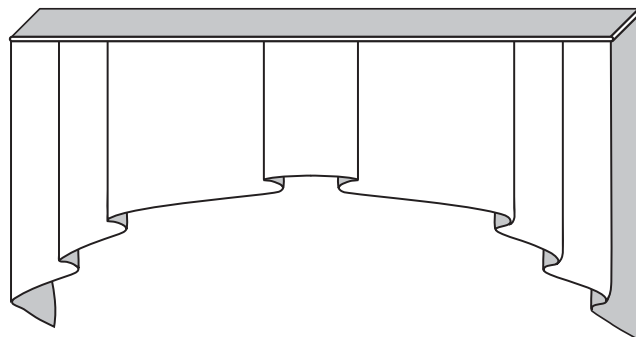
Trim (if any): _____

Options (upcharges apply)

Twist cord in place of welt

Use Homestyle cord

Use COM cord: _____



Tiered #7108

1 Number of Treatments

Quantity: _____

2 Finished Dimensions

Finished outside width: _____

Longest drop: _____

Shortest drop: _____

Return: _____

See page 23 for information regarding measuring for drop. Standard return on board mounted top treatments is 5½"

Special Instructions:

3 Fabrics & Trims

Fill in fabric letters from summary sheet:

Main fabric: _____

Reverse fabric: _____

Welt fabric: _____

Trim (if any): _____

Options (upcharges apply)

Bottom 4" band fabric: _____

Twist cord in place of welt

Use Homestyle cord

Use COM cord: _____